

**2025-2027
TOWN OF STOUFFVILLE**

*Water & Wastewater
Operating & Capital*

BUDGET BOOK

Executive Summary.....	2
About Stouffville.....	3
About the Town's Water & Wastewater.....	4
Mayor & Council 2022 - 2026.....	5
Services We Offer.....	6
Full-Time Staff Complement.....	7
Regional Supply.....	8
Consolidated Financial Schedule.....	9
Consolidated Financial Schedule by Service Theme.....	10
Regional Supply.....	11
Drinking Water.....	12
Wastewater Treatment.....	14
10-Year Water & Wastewater Capital Plan.....	16

EXECUTIVE Summary

This executive summary provides a brief overview of the Water and Wastewater Budget for 2025, highlighting the key financial components, strategic priorities, and anticipated outcomes.

Budget Objectives:

The primary objectives of the Water and Wastewater Budget for 2025 are to ensure the efficient provision of safe, reliable, and sustainable water and wastewater services to our community. This budget supports our commitment to environmental stewardship, public health, and infrastructure maintenance.

Financial Highlights:

Total Budget: The total budget for water wastewater operations in 2025 is \$20,720,090. This represents an increase of \$514,360 over the approved 2024 budget resulting in 2025 user fee increase of 4.4% effective April 1, 2025.

Strategic Priorities:

- **Infrastructure Maintenance:** A significant portion of the budget is allocated to maintain and upgrade aging water and wastewater infrastructure, ensuring system reliability and minimizing

disruptions.

- **Environmental Sustainability:** We are committed to sustainable water management practices, including water conservation and the reduction of energy consumption in wastewater treatment.
- **Compliance and Regulation:** Ensuring compliance with federal and state regulations remains a top priority, and a portion of the budget is dedicated to compliance-related initiatives.
- **Customer Service:** We will continue to provide excellent customer service, enhancing communication channels and addressing community concerns.

Outcomes:

The Water and Wastewater Budget for 2025 aims to achieve the following outcomes:

- Improved infrastructure reliability and resilience.
- Enhanced environmental sustainability.
- Continued compliance with regulatory standards.
- High-quality customer service and community satisfaction.

Conclusion:

This budget represents our commitment to providing essential water and wastewater services, focusing on sustainability, compliance, and customer service. It is a strategic financial plan designed to meet the needs of our community while ensuring the long-term viability of our water and wastewater systems. We look forward to delivering on these objectives in the year ahead.

For a comprehensive understanding of the Water and Wastewater Budget, please refer to the detailed budget document.

ABOUT Stouffville

Nestled within the rolling hills of the Oak Ridges Moraine, is a community with everything. Close enough to one of Canada's largest cities, yet far enough away to hear the call of the wild. Large enough to be home to over 26,000 people in the labour force, yet small enough to retain our neighborhoods and quiet way of life. Young enough to enjoy our high standards of education families deserve, yet comfortable enough to retire and relax in.

Every great community evolves over time. For us right now, we are families, we are young and we are growing.

At the end of 2021, the population was estimated to be 49,864. This marks an 8.8% increase in population since 2016. The median age is 40 years (1 year lower than Ontario's average).

We have a very diverse population in Whitchurch-Stouffville, where close to 46% of our entire population belongs to a visible minority group. Our four largest groups, as defined by population, are South Asian, Chinese, Black and Filipino. Our municipality's European history goes back over 200 years, while the first evidence of a native residency can be found as far back as the 1500s. The founding of Whitchurch-Stouffville's largest community, Stouffville, occurred in 1803 when Pennsylvanian Mennonite, Abraham Stouffer settled on the shores of Duffin's Creek, near present day Main Street and Market Street.

This long history shows in our population. Our deep Canadian heritage runs throughout the community, with over 31% of our population enjoying

third generation status in Canada. Our ancestors, however, hailed from many parts of the globe. Over 20% of our residents have European ancestors, while 66% of people in Whitchurch-Stouffville have ancestors from Asia.

Those ancestral roots are also evident in our languages. An incredible 46% of residents have knowledge of more than one language, with over 80 languages spoken in Whitchurch-Stouffville. The top non-official languages spoken at home are Yue (Cantonese) and Mandarin.

51% of Whitchurch-Stouffville's Indigenous population report a First Nations identity, followed by 38% Metis and 7% Inuit.

Over half of the population of Whitchurch-Stouffville over the age of 15 is currently married or in a common-law relationship. The average size of the 14,900 families in Town is 3.1 persons, which includes single-parent families. Therefore, over 90% of the people of our town are living within their family unit.

These families are enjoying our many family-oriented programs and attractions, including our theatre, Nineteen on the Park, our Museum and the many recreation programs we offer for children and adults alike. Families swarm to our events like RibFest, Doors Open, Stouffville Holiday Market and the Strawberry Festival.

We have a very diverse local economy in our Town. Our strengths lie in hightech and knowledge-based industries, manufacturing, building and construction as well as agriculture and tourism sectors. We have a labour force

of over 26,000 people.

Being so close to other major urban areas is a huge asset for the town. Major transportation and communication routes run through our town directly connecting us to areas within York Region, the GTA and internationally. GO Transit and local York Region bus service provide constant and reliable transportation to/from and within the Town. We are a short 35 minute drive to the City of Toronto.

Of the over 23,000 residents currently employed 38% work from home, and 17% are self-employed. For those that commute to work, 30% live and work in Stouffville and 38% within York Region.

Whitchurch-Stouffville is becoming more urbanized, while retaining its rural roots – offering the best of both worlds. Owing to the area's natural beauty and recreational assets, the Town has strong existing tourist attractions including the York Region Forest, Bruce's Mill Conservation Area, and many spread across the Oak Ridges Moraine.

Bruce's Mill Conservation Area attracts thousands during the spring and summer for the Maple Syrup Festival and one of the few Tree Top Trekking locations in Southern Ontario.

Most of our town is located within the Greenbelt, which includes the Oak Ridges Moraine. We are known for our beautiful setting, however industry-based activities such as agriculture and aggregate extraction help drive our economy forward. Golf courses, equestrian centers and wineries attract thousands every year to take in Whitchurch-Stouffville.

Whitchurch-Stouffville truly has everything. Country life, city life and everything in between. Not only for our residents, but for our businesses and our visitors.

ABOUT THE TOWN'S Water & Wastewater

The Public Works Operations Division is responsible for maintaining the Town's water and wastewater systems, storm water management facilities and sewers, solid waste and recycling programs. The Water and Wastewater Division operates and maintains the Stouffville Water Distribution System, Wastewater Collection System and the Ballantrae/Musselman's Lake Water Distribution System. This includes distributing treated water purchased from York Region and conveying wastewater to Region facilities for treatment. Town-owned infrastructure includes water mains, valves, hydrants, bulk water filling water stations, and service connections. Wastewater

infrastructure includes wastewater sewers, maintenance holes and lateral connections.

The Town owns and operates two water distribution systems that receive water from the Region of York treatment plants. The distribution systems consist of roughly 190 kilometers of watermains, 12,600 service connections and meters, 1,850 valves, 1,390 hydrants, and 1 bulk water filling station. The wastewater collection system is comprised of 112 kilometers of sewers, 1,860 maintenance holes and 7,308 lateral connections.

The Regional Municipality of York provides a range of services to its 1.2 million residents and roughly 54,000 businesses, often in partnership with

the nine local municipalities that operate within the Region. As required by provincial legislation, the Region acts as a wholesale provider of water and wastewater services to its local municipalities. These responsibilities reside within the Environmental Services department, which is guided by specific goals and principles to ensure it meets its operating, capital, regulatory and financial requirements.

Mayor AND COUNCIL 2022 - 2026



MAYOR
IAIN LOVATT



FROM LEFT:
WARD 1: COUNCILLOR HUGO KROON
WARD 2: COUNCILLOR MAURICE SMITH
WARD 3: COUNCILLOR KEITH ACTON



WARD 4: COUNCILLOR RICK UPTON
WARD 5: COUNCILLOR RICHARD BARTLEY
WARD 6: COUNCILLOR SUE SHERBAN

Services WE OFFER



TOWN'S DRINKING WATER

The Town of Stouffville provides safe drinking and potable water to majority of the residents through various underground infrastructure that is supplied by the Region. Water distribution, conservation efforts and consumption tracking are important services the Town provides on an annual basis.



REGIONAL WATER QUALITY, MONITORING & SUPPLY

York Region is responsible for sourcing the water and monitors the water quality amongst many other services related to protecting all York Region residents.



WASTEWATER TREATMENT

The Town of Stouffville provides for the necessary underground infrastructure to take wastewater away from properties and treat them appropriately for further use.

Full-time STAFF COMPLEMENT

Position	Count
Finance Services	6
Revenue & Taxation	4
Manager, Revenue & Taxation	1
Water Billing Coordinator	1
Water Meter Administrator	1
Revenue Clerk	1
Budgets & Financial Planning	2
Manager, Budgets and Financial Planning	1
Finance Specialist	1
Public Works	36
Administration	2
Director, Public Works	1
Administrative Assistant to Director Public Works	1
Capital Projects	6
Manager, Capital Projects	1
Senior Project Manager	1
Project Manager	1
Asset Management/GIS Technician	1
Capital Projects Technologist	1
Financial Coordinator	1
Operations	28
Manager, Environmental Services	1
Supervisor, Roads	1
Supervisor, Water/Wastewater	1
Operations Technologist	4
Operations Coordinator	1
Leadhand Water/Wastewater	2
Certified Waterworks Operator	5
Leadhand Roads	1
Mechanic/Operator	2
Operator	7
Operator, Locates	2
Operations Clerk	1
Grand Total	41

REGIONAL Supply

As the wholesale provider of drinking water, York Region:

- Purchases water from the Region of Peel and the City of Toronto, which together supply more than 85% of York Region's total municipal drinking water
- Operates and maintains two surface-water treatment plants and 24 groundwater treatment facilities (including 40 production wells) to meet the balance of drinking water demand
- Provides and delivers drinking water through 22 pumping stations, 44 elevated water tanks and reservoirs and 360 kilometres of transmission mains
- Works with Peel and Toronto on joint initiatives to ensure adequate supply (for example, sharing the costs of capital projects and optimizing system performance)

In providing wastewater services, York Region relies heavily on the York Durham Sewage System, which

was commissioned by the provincial government in the late 1960s and assumed by York Region and Durham Region in 1997. The system consists of a wastewater collection network and the Duffin Creek Water Pollution Control Plant, which is located in Pickering and co-owned by the two regional municipalities.

In its role as wholesale wastewater provider, York Region:

- Collects wastewater from the local municipalities and conveys it to treatment plants through a system of 360 kilometres of sewer pipe, 21 pumping stations and two wastewater equalization tanks
- Supports the management and operation of the Duffin Creek plant, which treats about 85% of the Region's wastewater
- Manages an agreement with the Region of Peel for the treatment of roughly a further 10% of the Region's wastewater
- Operates and maintains seven wholly-owned water resource

recovery facilities located mainly in the northern part of the Region that treat the balance

Annual water and wastewater wholesale rates will be increased by 3.3% on April 1 each year from 2022 to 2027, resulting in the annual cost per cubic metre outlined below:

Water & Wastewater Rates	
Year Starting	Combined Wholesale Rate (\$/m ³)
April 1, 2024	3.39
April 1, 2025	3.50
April 1, 2026	3.62
April 1, 2027	3.74

CONSOLIDATED FINANCIAL Schedule

	Dec. 31, 2023 Actuals (Audited)	2024 Actuals (Preliminary)	2024 Budget	2025 Approved Budget	Budget Change Over PY (\$)	Budget Change Over PY (%)
Expenses						
Personnel - Full-Time	1,844,796	2,091,515	2,093,560	2,616,980	523,420	25.00%
Utilities & Telecommunications	12,030	13,220	13,520	15,440	1,920	14.20%
Insurance	118,900	121,630	121,630	139,870	18,240	15.00%
Professional & Contracted Services	126,961	152,566	253,860	255,180	1,320	0.52%
Materials & Supplies	129,589	134,835	153,830	141,010	(12,820)	(8.33%)
Vehicle Operations	34,200	21,274	46,100	80,240	34,140	74.06%
Property Maintenance	1,043,000	498,290	1,029,610	646,360	(383,250)	(37.22%)
Grants & Transfers	12,205,150	6,489,078	12,676,440	14,006,120	1,329,680	10.49%
Write Offs	4,207	3,372	0	0		
Interest & Bank Charges	6,300	6,460	6,460	6,910	450	6.97%
Transfer to Reserves	4,472,637	3,735,230	3,735,230	2,735,710	(999,520)	(26.76%)
Recoveries - Internal Expenses	75,110	75,490	75,490	76,270	780	1.03%
Total Expenses	20,072,880	13,342,960	20,205,730	20,720,090	514,360	2.55%
Revenues						
User Fees	(19,247,045)	(15,359,411)	(20,046,010)	(20,533,070)	(487,060)	2.43%
Fines	(122,509)	(98,777)	(78,600)	(103,600)	(25,000)	31.81%
Transfer from Reserves	(571,635)	0	0	0		
Recoveries - Internal & External Revenue	(131,691)	(76,233)	(81,120)	(83,420)	(2,300)	2.84%
Total Revenues	(20,072,880)	(15,534,421)	(20,205,730)	(20,720,090)	(514,360)	2.55%
Net Budget	\$ -	(\$2,191,461)	\$ -	\$ -	\$ -	-

CONSOLIDATED FINANCIAL SCHEDULE BY

Service Theme

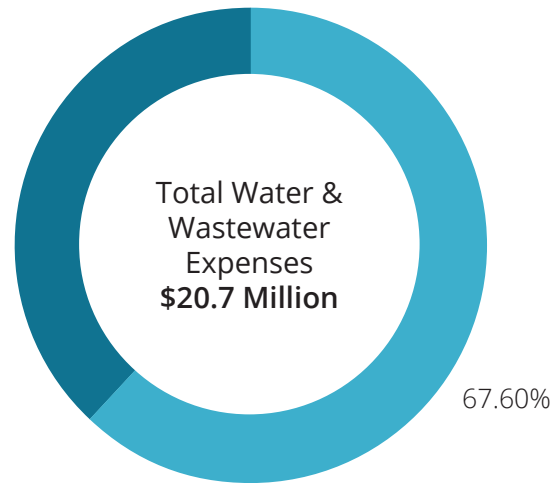
Service Theme	2024 Budget	2025 Approved Budget	2026 Projected Budget	2027 Projected Budget	2025 Daily User Impact*
Drinking Water	4,456,490	4,484,860	4,882,330	5,221,460	\$0.84
Regional Supply	12,676,440	14,006,120	14,497,610	14,989,070	\$2.63
Wastewater Treatment	3,072,800	2,229,110	2,260,730	2,672,750	\$0.42
User Fee Revenue	(20,205,730)	(20,720,090)	(21,640,670)	(22,883,280)	(\$3.89)
Total	\$ -	\$ -	\$ -	\$ -	\$ -

* assumes an annual consumption of 220 cubic metres

Regional Supply

York Region is responsible for sourcing the water and monitors the water quality amongst many other services related to protecting all York Region residents.

Percentage of 2025 Budget

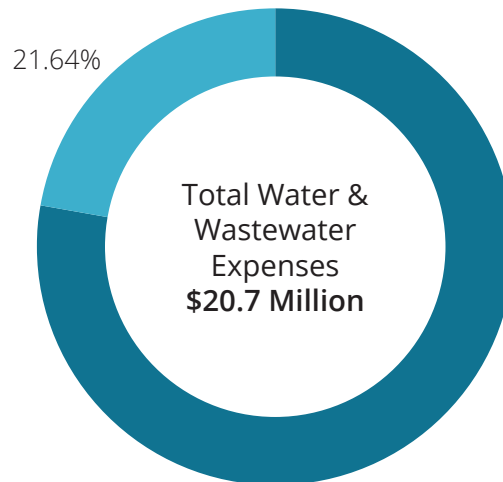


	Dec 31 2023 Actuals (Audited)	2024 Actuals (Preliminary)	2024 Budget	2025 Approved Budget	Budget Change Over PY (\$)	Budget Change Over PY (%)	2026 Projected Budget	2027 Projected Budget
Expenses								
Regional Water Levy	5,358,959	2,874,550	5,568,620	6,136,360	567,740	10.2%	6,283,630	6,531,210
Regional Wastewater Levy	6,846,191	3,614,528	7,107,820	7,869,760	761,940	10.7%	8,213,980	8,457,860
Total Expenses	12,205,150	6,489,078	12,676,440	14,006,120	1,329,680	10.5%	14,497,610	14,989,070
Revenues								
Town Water Levy	(5,358,959)	(3,612,490)	(5,568,620)	(6,136,360)	(567,740)	10.2%	(6,283,630)	(6,531,210)
Town Wastewater Levy	(6,846,191)	(5,068,049)	(7,107,820)	(7,869,760)	(761,940)	10.7%	(8,213,980)	(8,457,860)
Total Revenues	(12,205,150)	(8,680,539)	(12,676,440)	(14,006,120)	(1,329,680)	10.5%	(14,497,610)	(14,989,070)
Net Budget	\$ -	(\$2,191,461)	\$ -	\$ -	\$ -	-	\$ -	\$ -

Drinking Water

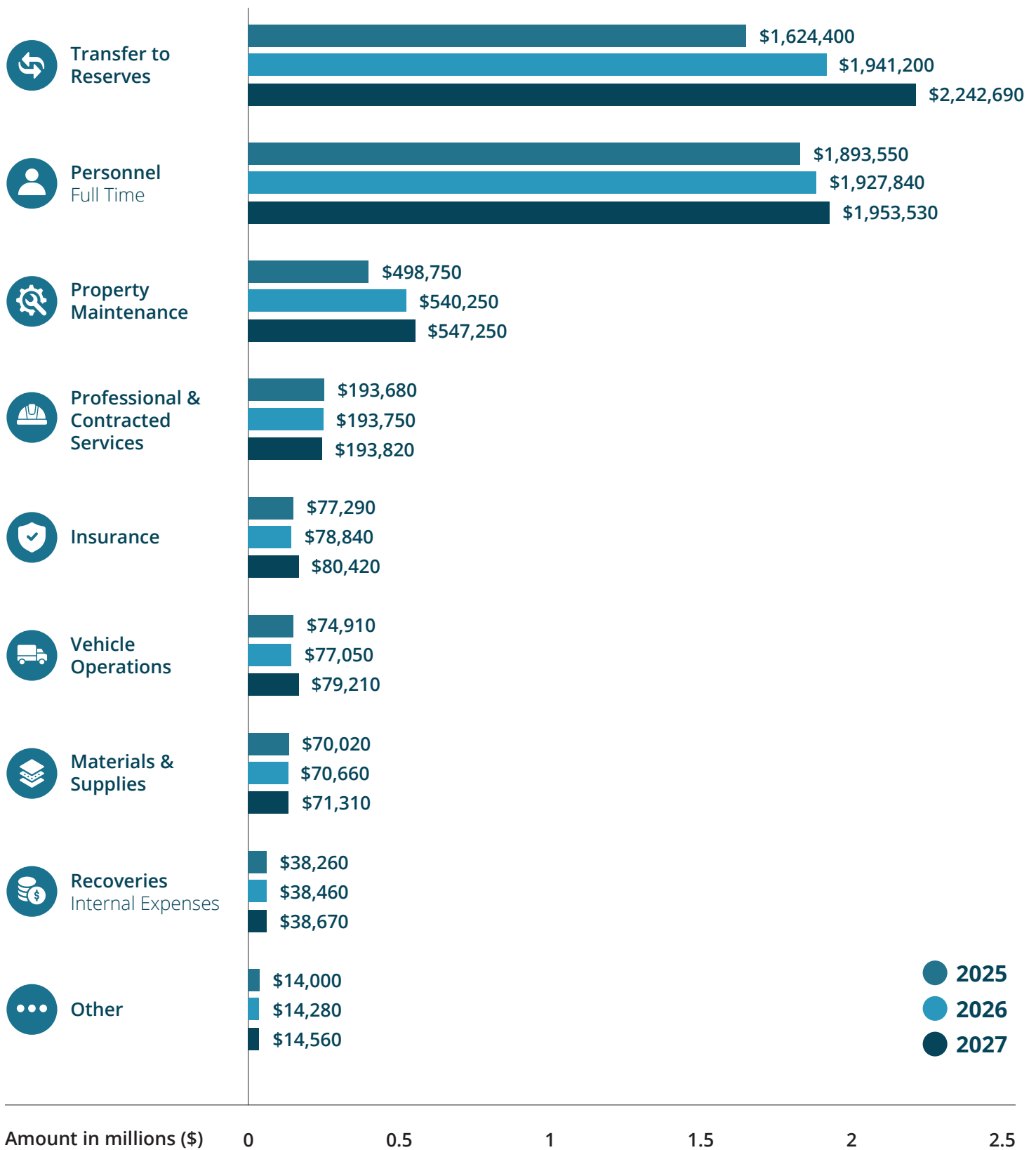
The Town of Stouffville provides safe drinking and potable water to majority of the residents through various underground infrastructure that is supplied by the Region. Water distribution, conservation efforts and consumption tracking are important services the Town provides on an annual basis.

Percentage of 2025 Budget



	Dec 31 2023 Actuals (Audited)	2024 Actuals (Preliminary)	2024 Budget	2025 Approved Budget	Budget Change Over PY (\$)	Budget Change Over PY (%)	2026 Projected Budget	2027 Projected Budget
Expenses								
Personnel - Full-Time	1,392,911	1,559,390	1,560,160	1,893,550	333,390	21.37%	1,927,840	1,953,530
Utilities & Telecommunications	8,000	9,070	9,070	9,850	780	8.60%	10,050	10,250
Insurance	65,700	67,210	67,210	77,290	10,080	15.00%	78,840	80,420
Professional & Contracted Services	68,261	79,841	192,570	193,680	1,110	0.58%	193,750	193,820
Materials & Supplies	63,246	65,962	77,090	70,020	(7,070)	(9.17%)	70,660	71,310
Vehicle Operations	28,777	20,103	40,770	74,910	34,140	83.74%	77,050	79,210
Property Maintenance	508,892	222,397	455,300	498,750	43,450	9.54%	540,250	547,250
Write Offs	1,809	1,450						
Interest & Bank Charges	3,780	3,880	3,880	4,150	270	6.96%	4,230	4,310
Transfer to Reserves	2,462,546	2,012,600	2,012,600	1,624,400	(388,200)	(19.29%)	1,941,200	2,242,690
Recoveries - Internal Expenses	37,650	37,840	37,840	38,260	420	1.11%	38,460	38,670
Total Expenses	4,641,572	4,079,743	4,456,490	4,484,860	28,370	0.64%	4,882,330	5,221,460
Revenues								
User Fees	(4,102,020)	(3,965,103)	(4,361,170)	(4,377,240)	(16,070)	0.37%	(4,774,710)	(5,113,840)
Fines	(54,877)	(47,114)	(40,000)	(50,000)	(10,000)	25.00%	(50,000)	(50,000)
Transfer from Reserves	(372,451)							
Recoveries - Internal & External Revenue	(112,224)	(67,526)	(55,320)	(57,620)	(2,300)	4.16%	(57,620)	(57,620)
Total Revenues	(4,641,572)	(4,079,743)	(4,456,490)	(4,484,860)	(28,370)	0.64%	(4,882,330)	(5,221,460)
Net Budget	\$ -	\$ -	\$ -	\$ -	\$ -	-	\$ -	\$ -

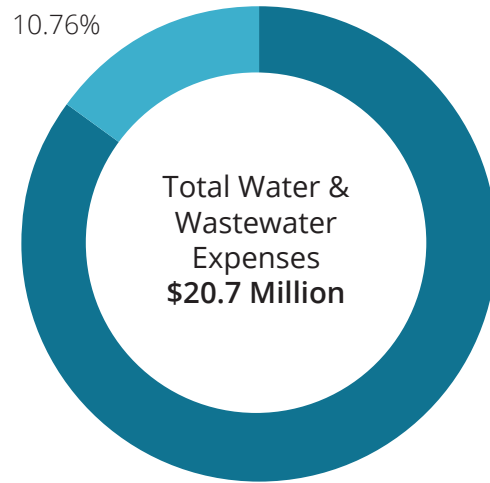
Drinking Water - Expenses by Expense Type



Wastewater Treatment

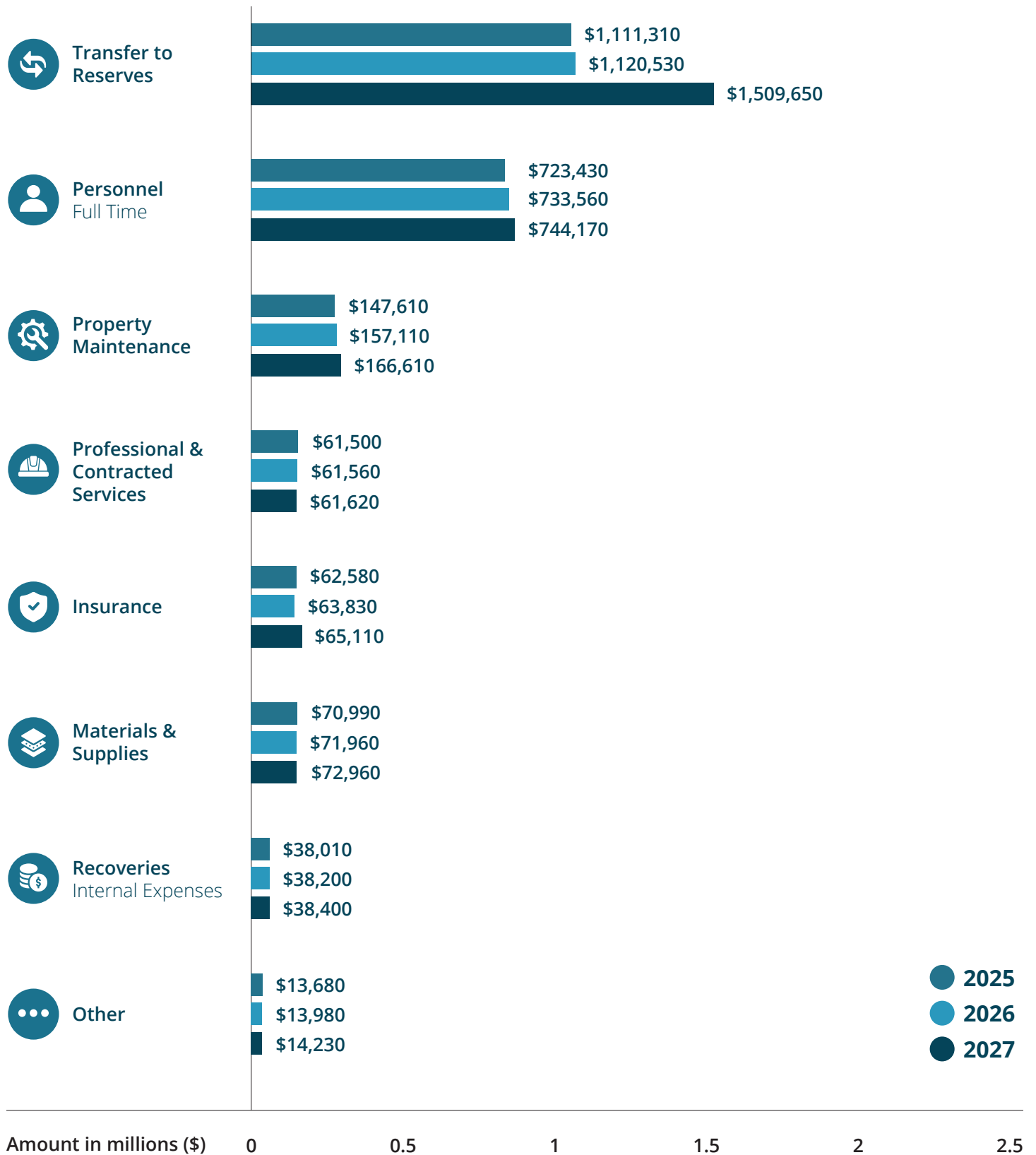
The Town of Stouffville provides for the necessary underground infrastructure to take wastewater away from properties and treat them appropriately for further use.

Percentage of 2025 Budget



	Dec 31 2023 Actuals (Audited)	2024 Actuals (Preliminary)	2024 Budget	2025 Approved Budget	Budget Change Over PY (\$)	Budget Change Over PY (%)	2026 Projected Budget	2027 Projected Budget
Expenses								
Personnel - Full-Time	451,885	532,125	533,400	723,430	190,030	35.63%	733,560	744,170
Utilities & Telecommunications	4,030	4,150	4,450	5,590	1,140	25.62%	5,700	5,810
Insurance	53,200	54,420	54,420	62,580	8,160	14.99%	63,830	65,110
Professional & Contracted Services	58,700	72,725	61,290	61,500	210	0.34%	61,560	61,620
Materials & Supplies	66,343	68,873	76,740	70,990	(5,750)	(7.49%)	71,960	72,960
Vehicle Operations	5,423	1,171	5,330	5,330			5,460	5,540
Property Maintenance	534,108	275,893	574,310	147,610	(426,700)	(74.30%)	157,110	166,610
Write Offs	2,398	1,922						
Interest & Bank Charges	2,520	2,580	2,580	2,760	180	6.98%	2,820	2,880
Transfer to Reserves	2,010,091	1,722,630	1,722,630	1,111,310	(611,320)	(35.49%)	1,120,530	1,509,650
Recoveries - Internal Expenses	37,460	37,650	37,650	38,010	360	0.96%	38,200	38,400
Total Expenses	3,226,158	2,774,139	3,072,800	2,229,110	(843,690)	(27.46%)	2,260,730	2,672,750
Revenues								
User Fees	(2,939,875)	(2,713,769)	(3,008,400)	(2,149,710)	858,690	(28.54%)	(2,181,330)	(2,593,350)
Fines	(67,632)	(51,663)	(38,600)	(53,600)	(15,000)	38.86%	(53,600)	(53,600)
Transfer from Reserves	(199,184)							
Recoveries - Internal & External Revenue	(19,467)	(8,707)	(25,800)	(25,800)			(25,800)	(25,800)
Total Revenues	(3,226,158)	(2,774,139)	(3,072,800)	(2,229,110)	843,690	(27.46%)	(2,260,730)	(2,672,750)
Net Budget	\$ -	\$ -	\$ -	\$ -	\$ -	-	\$ -	\$ -

Wastewater Treatment - Expenses by Expense Type



2025-2034

10-Year Water and Wastewater

Capital Plan

Project Number	Project Title	2025	2026	2027	2028	2029	2030	2031	2032	2033	2034	TOTAL
A Town That Grows												
255-00064	Vandorf Transportation and Servicing Environmental Assessment	-	433,334	-	-	-	-	-	-	-	-	433,334
255-00990	Water and Wastewater Servicing Master Plan Update	-	-	-	-	-	500,000	-	-	-	-	500,000
255-01050	Future Service Area Study - Water & Wastewater	-	-	250,000	-	-	250,000	-	-	-	-	500,000
255-01331	Water & Wastewater Master Plan	-	-	-	-	500,000	-	-	-	-	-	500,000
255-01422	Water and Wastewater Servicing Master Plan	-	-	-	-	-	-	-	-	-	575,000	575,000

Project Number	Project Title	2025	2026	2027	2028	2029	2030	2031	2032	2033	2034	TOTAL
A Town That Moves												
310-00004	Boyer Street Reconstruction	-	144,500	680,000	-	-	-	-	-	-	-	824,500
310-00103	Main Street Reconstruct	-	3,987,568	1,757,520	1,620,614	-	-	-	-	-	-	7,365,702
310-00155	Glengall Lane Reconstruction	-	110,500	520,000	-	-	-	-	-	-	-	630,500
310-00304	Frederick Street, Church Street, George Street and Duchess Street. Reconstruction	-	-	-	170,000	1,420,000	-	-	-	-	-	1,590,000
310-00705	Blake Street Reconstruction (W11)	-	-	-	221,000	1,144,000	-	-	-	-	-	1,365,000
310-00736	Orchard Park Reconstruction (W28)	-	-	-	-	80,860	304,140	-	-	-	-	385,000
310-00858	Com/Lib/Mill Recon & Church WM	-	3,600,000	-	-	-	-	-	-	-	-	3,600,000
310-00956	Maystone Avenue Reconstruction	-	255,000	1,200,000	-	-	-	-	-	-	-	1,455,000
310-00958	South Street Reconstruction	-	-	225,250	1,060,000	-	-	-	-	-	-	1,285,250
310-00959	Market Street Reconstruction	-	-	-	-	233,750	1,100,000	-	-	-	-	1,333,750
310-01469	Project - Final Close Out	12,000	12,000	12,000	12,000	12,000	12,000	12,000	12,000	12,000	12,000	120,000
399-01603	Vacuum Truck (replace vacuum trailer)	-	-	400,000	-	-	-	-	-	-	-	400,000
399-01604	Vacuum Truck	-	-	-	-	-	-	-	-	-	400,000	400,000

Project Number	Project Title	2025	2026	2027	2028	2029	2030	2031	2032	2033	2034	TOTAL
A Town That Moves												
399-01613	Vacuum Trailer Replace/ Upsize (14-132)	-	-	-	-	-	-	-	75,000	-	-	75,000
399-01614	Asphalt Trailer	-	-	-	-	-	-	-	-	-	42,500	42,500
399-01615	Backhoe	-	-	-	-	-	-	-	67,500	-	-	67,500

Project Number	Project Title	2025	2026	2027	2028	2029	2030	2031	2032	2033	2034	TOTAL
Water/Wastewater Infrastructure												
250-00689	WW08-S028&S03 Sewermain Sub-trunk #1	-	-	13,274,000	-	-	-	-	-	-	-	13,274,000
250-01118	Subtrunk #1 Extension, 450mm Sewer on RR#30 from Main Street to Northern Limit of Cam Fella WW09	-	-	6,826,000	-	-	-	-	-	-	-	6,826,000
250-01119	Subtrunk #1 Extension, 450mm Sewer on RR#30 from Northern Limit of Cam Fella to Forsyth Farm Drive WW10	-	-	-	12,515,000	-	-	-	-	-	-	12,515,000
250-01120	Subtrunk #1 Extension, 450mm Sewer on Forsyth Farm Drive form RR#30 to Keeler Ave WW11	-	-	-	241,000	-	-	-	-	-	-	241,000
250-01121	Subtrunk #1 Extension, 450mm Sewer on Keeler Avenue from Forsyth Farm Drive to Connection Subtrunk #15 WW12	-	-	-	-	836,000	-	-	-	-	-	836,000
250-01126	Rougeview Sanitary Pumping Station Decommission WW24	-	-	-	-	-	-	-	450,000	-	-	450,000
250-01127	Flow Monitoring WW31	200,000	200,000	200,000	200,000	200,000	200,000	200,000	200,000	200,000	200,000	2,000,000
250-01372	WW18 - Subtrunk#18 - 300mm Sewer on Bethesda, west of creek	-	-	1,306,000	-	-	-	-	-	-	-	1,306,000
250-01487	WW34-Highway 48 Crossing	-	-	-	-	5,917,000	-	-	-	-	-	5,917,000
250-01488	WW35-MZO1 Lands, Sewer	-	875,000	-	-	-	-	-	-	-	-	875,000
250-01489	WW36-MZO2 Lands, Sewer	-	-	-	-	-	10,051,000	-	-	-	-	10,051,000

Project Number	Project Title	2025	2026	2027	2028	2029	2030	2031	2032	2033	2034	TOTAL
Water/Wastewater Infrastructure												
250-01625	WW17 Subtrunk#18 300mm Sewer on future road from Baker Hill Boulevard to Bethesda Road	-	4,071,000	-	-	-	-	-	-	-	-	4,071,000
250-01634	WW32 Stouffville Road Sewer Upgrade from 200mm to 300mm	-	-	-	-	-	-	-	-	-	3,078,000	3,078,000
250-01635	WW33 375mm Sewer on Bona Land Development	2,580,000	-	-	-	-	-	-	-	-	-	2,580,000
255-00143	W08 300mm, Watermain along Bethesda Road between Highway 48 and Ninth Line	-	-	-	499,000	-	-	-	-	-	-	499,000
255-00739	W07 York Durham Line #2 - New 200mm Watermain between Bethesda Sideroad & Main Street to (W38)	-	-	-	-	-	716,000	-	-	-	-	716,000
255-01095	W38 York Durham Line #3 - New 200mm Watermain (W07 to Forsyth Farm Drive)	-	-	-	-	-	434,000	-	-	-	-	434,000
255-01097	W34A Future Road #15 South of Bethesda and East of Ninth Line 300mm Watermain	-	-	-	-	-	-	-	-	-	1,958,000	1,958,000
255-01369	W01 Bethesda Sideroad #1 Watermain between Highway 48 and Ninth Line, two creek crossings	-	-	-	2,374,000	-	-	-	-	-	-	2,374,000
255-01370	W02 Bethesda Sideroad #2 Watermain between Highway 48 and Ninth Line	-	452,000	-	-	-	-	-	-	-	-	452,000
255-01371	W03 Bethesda Sideroad #3 Watermain between Highway 48 and Ninth Line	-	-	-	1,499,000	-	-	-	-	-	-	1,499,000
255-01490	W34B Future Road #15 South of Bethesda and East of Ninth Line 300mm Watermain	-	-	-	-	-	-	-	-	-	2,932,000	2,932,000
255-01627	W51 Cam Fella Boulevard - Upgrade existing 150mm to 200mm and New 200mm watermain	-	-	-	-	472,000	-	-	-	-	-	472,000
255-01629	W53 300mm Watermain on Forsyth Farm Road connecting W37 and existing watermain	-	-	-	-	-	234,500	-	-	-	-	234,500

Project Number	Project Title	2025	2026	2027	2028	2029	2030	2031	2032	2033	2034	TOTAL
Water/Wastewater Infrastructure												
255-01630	W57 300MM Watermain along Highway 48 - from Hoover Park Drive to new road MZO 1 Lands	-	2,218,000	-	-	-	-	-	-	-	-	2,218,000
255-01631	W62 250mm Watermain on McCowan Road connecting W59 and W60	-	-	1,879,000	-	-	-	-	-	-	-	1,879,000
255-01632	W63 300mm Watermain on McCowan Road from new pumping station to MZO2 development	-	-	1,259,000	-	-	-	-	-	-	-	1,259,000
255-01633	W66 200mm Watermain twinning on Ninth Line from Cedarvale Boulevard to Legendary Trail	-	-	-	-	-	-	-	-	-	2,471,000	2,471,000
399-01016	3/4 Ton Pick-Up Truck, Replace (16-152)W	-	-	-	-	-	-	-	-	-	175,000	175,000
399-01167	3/4 Ton Cargo Van, Replace (18-162)WW	-	-	-	113,000	-	-	-	-	-	-	113,000
399-01172	3/4 Ton Cargo Van, Replace (18-168)W	-	113,000	-	-	-	-	-	-	-	-	113,000
399-01335	1/2 Ton Pick-Up Truck, Replace (21-181)W	-	-	-	-	81,000	-	-	-	-	-	81,000
399-01336	3/4 Ton Cargo Van, Replace (21-180)W	-	-	-	-	113,000	-	-	-	-	-	113,000
399-01384	3/4 Ton Cargo Van, Replace (23-189)W	-	-	-	-	-	-	-	113,000	-	-	113,000
399-01385	2 Ton Dump Truck, W	-	147,000	-	-	-	-	-	-	-	-	147,000
399-01578	Cargo Van - W/WW	-	70,000	-	-	-	-	-	-	-	-	70,000
399-01588	Pickup Truck - W/WW	-	-	-	-	-	-	-	-	80,000	-	80,000
399-01589	Pickup Truck - W/WW	-	-	-	-	-	-	80,000	-	-	-	80,000
399-01591	Cargo Van - W/WW	113,000	-	-	-	-	-	-	-	-	-	113,000
399-01593	Cargo Van - W/WW	-	-	113,000	-	-	-	-	-	-	-	113,000
399-01594	Cargo Van - W/WW	-	-	-	-	113,000	-	-	-	-	-	113,000
399-01595	Cargo Van - W/WW	-	-	-	-	-	-	113,000	-	-	-	113,000
399-01596	Single Axle Roll Off with Crane - W/WW	-	-	350,000	-	-	-	-	-	-	-	350,000
399-01602	5-ton Service Truck - W/WW (152)	-	-	-	-	-	-	-	-	-	200,000	200,000
399-01606	Swabbing Trailer with Pump	50,000	-	-	-	-	-	-	-	-	-	50,000

Project Number	Project Title	2025	2026	2027	2028	2029	2030	2031	2032	2033	2034	TOTAL
Water/Wastewater Infrastructure												
399-01607	Swabbing Trailer with Pump	-	-	-	50,000	-	-	-	-	-	-	50,000
399-01727	3/4 Ton Cargo Van Replace (24-192)W	-	-	-	-	-	-	-	-	-	95,000	95,000
500-00407	Underground Condition Assessment/Asset Management	20,000	20,000	20,000	20,000	20,000	20,000	20,000	20,000	20,000	20,000	200,000
500-00586	Sewer System Improvements	100,000	100,000	100,000	100,000	100,000	100,000	100,000	100,000	100,000	100,000	1,000,000
500-01007	Small Equipment (Wastewater)	10,000	10,000	10,000	10,000	10,000	10,000	10,000	10,000	10,000	10,000	100,000
550-00587	Water System Improvements	150,000	150,000	150,000	150,000	150,000	150,000	150,000	150,000	150,000	150,000	1,500,000
550-00742	W23 Second Street 200mm Ninth Line to Albert Street	-	720,000	-	-	-	-	-	-	-	-	720,000
550-00746	W39 & W40 Gormley Fire Protection - New 300mm on Strouffville Road & Union Street	-	692,000	896,000	-	-	-	-	-	-	-	1,588,000
550-01006	Small Equipment (Water)	75,000	75,000	75,000	75,000	75,000	75,000	75,000	75,000	75,000	75,000	750,000
550-01098	W29 Pressure Reduce Valve Millard Street/Willoway	-	1,000,000	-	-	-	-	-	-	-	-	1,000,000
550-01173	Highway 48 Watermain Replacement (13501 Highway 48 to Vandorf Road)	-	250,000	2,500,000	2,500,000	-	-	-	-	-	-	5,250,000
550-01605	Trench Boxes	50,000	-	-	-	-	-	-	-	-	-	50,000
550-01608	Bulk Water Station- Ballant- rae Station 5-2	-	120,000	-	-	-	-	-	-	-	-	120,000
550-01609	Portable Bulk Water Station	-	-	80,000	-	-	-	-	-	-	-	80,000
550-01611	Watermain Repair Saw 4"-16"	28,000	-	-	-	-	-	-	-	-	-	28,000
550-01619	Additional Meter Reading Equipment	-	-	22,900	22,900	22,900	22,900	22,900	22,900	22,900	22,900	183,200
550-01626	W33 - New 250mm diameter watermain along Highway 48 (Spruceview Place to existing dead end)	-	-	-	-	2,132,000	-	-	-	-	-	2,132,000
550-01628	W52 300mm Watermain twinning on Ninth Line from Musselman Lake to Windsor Drive	-	-	1,780,000	-	-	-	-	-	-	-	1,780,000
TOTAL		3,388,000	19,825,902	35,885,670	23,452,514	13,632,510	14,179,540	782,900	1,295,400	669,900	12,516,400	125,628,736