

**2024-2026
TOWN OF STOUFFVILLE**

*Water & Wastewater
Operating & Capital*

BUDGET BOOK

Executive Summary.....	2
About Stouffville.....	3
About the Town's Water & Wastewater.....	4
Mayor & Council 2022 - 2026.....	5
Services We Offer.....	6
Full-Time Staff Complement.....	7
Regional Supply.....	8
Consolidated Financial Schedule.....	9
Expenses.....	10
Consolidated Financial Schedule by Service Theme.....	15
Drinking Water.....	16
Regional Supply.....	18
Wastewater Treatment.....	20
10-Year Water & Wastewater Capital Plan.....	23

EXECUTIVE Summary

This executive summary provides a brief overview of the Water and Wastewater Budget for 2024, highlighting the key financial components, strategic priorities, and anticipated outcomes.

Budget Objectives:

The primary objectives of the Water and Wastewater Budget for 2024 are to ensure the efficient provision of safe, reliable, and sustainable water and wastewater services to our community. This budget supports our commitment to environmental stewardship, public health, and infrastructure maintenance.

Financial Highlights:

Total Budget: The total budget for water and wastewater operations in 2024 is \$20,205,730. This represents an increase of \$482,900 over the approved 2023 budget resulting in 2024 user fee increase of 4.4% effective April 1, 2024.

Strategic Priorities:

- **Infrastructure Maintenance:** A significant portion of the budget is allocated to maintain and upgrade aging water and wastewater infrastructure, ensuring system reliability and minimizing

disruptions.

- **Environmental Sustainability:** We are committed to sustainable water management practices, including water conservation and the reduction of energy consumption in wastewater treatment.
- **Compliance and Regulation:** Ensuring compliance with federal and state regulations remains a top priority, and a portion of the budget is dedicated to compliance-related initiatives.
- **Customer Service:** We will continue to provide excellent customer service, enhancing communication channels and addressing community concerns.

Outcomes:

The Water Wastewater Budget for 2024 aims to achieve the following outcomes:

- Improved infrastructure reliability and resilience.
- Enhanced environmental sustainability.
- Continued compliance with regulatory standards.
- High-quality customer service and community satisfaction.

Conclusion:

This budget represents our commitment to providing essential water and wastewater services, focusing on sustainability, compliance, and customer service. It is a strategic financial plan designed to meet the needs of our community while ensuring the long-term viability of our water and wastewater systems. We look forward to delivering on these objectives in the year ahead.

For a comprehensive understanding of the Water and Wastewater Budget, please refer to the detailed budget document.

ABOUT Stouffville

Nestled within the rolling hills of the Oak Ridges Moraine, is a community with everything. Close enough to one of Canada's largest cities, yet far enough away to hear the call of the wild. Large enough to be home to over 26,000 people in the labour force, yet small enough to retain our neighborhoods and quiet way of life. Young enough to enjoy our high standards of education families deserve, yet comfortable enough to retire and relax in.

Every great community evolves over time. For us right now, we are families, we are young and we are growing.

At the end of 2021, the population was estimated to be 49,864. This marks a 8.8% increase in population since 2016. The median age is 40 years (1 year lower than Ontario's average).

We have a very diverse population in Whitchurch-Stouffville, where close to 46% of our entire population belongs to a visible minority group. Our four largest groups, as defined by population, are South Asian, Chinese, Black and Filipino. Our municipality's European history goes back over 200 years while the first evidence of a native residency can be found as far back as the 1500s. The founding of Whitchurch-Stouffville's largest community, Stouffville, occurred in 1803 when Pennsylvanian Mennonite Abraham Stouffer settled on the shores of Duffin's Creek, near present day Main Street and Market Street.

This long history shows in our population. Our deep Canadian heritage runs throughout the community, with over 31% of our population enjoying

third generation status in Canada. Our ancestors, however, hailed from many parts of the globe. Over 20% of our residents have European ancestors, while 66% of people in Whitchurch-Stouffville have ancestors from Asia.

Those ancestral roots are also evident in our languages. An incredible 46% of residents have knowledge of more than one language, with over 80 languages spoken in Whitchurch-Stouffville. The top non-official languages spoken at home are Yue (Cantonese) and Mandarin.

51% of Whitchurch-Stouffville's Indigenous population report a First Nations identity, followed by 38% Metis and 7% Inuit.

Over half of the population of Whitchurch-Stouffville over the age of 15 is currently married or in a common-law relationship. The average size of the 14,900 families in Town is 3.1 persons, which includes single-parent families. Therefore, over 90% of the people of our town are living within their family unit.

These families are enjoying our many family-oriented programs and attractions, including our theatre Nineteen on the Park, our Museum and the many recreation programs we offer for children and adults alike. Families swarm to our events like RibFest, Doors Open, Stouffville Holiday Market and the Strawberry Festival.

We have a very diverse local economy in our Town. Our strengths lie in hightech and knowledge-based industries, manufacturing, building and construction as well as agriculture and tourism sectors. We have a labour force

of over 26,000 people.

Being so close to other major urban areas is a huge asset for the town. Major transportation and communication routes run through our town directly connecting us to areas within York Region, the GTA and internationally. GO Transit and local York Region bus service provide constant and reliable transportation to/from and within the Town. We are a short 35 minute drive to the City of Toronto.

Of the over 23,000 residents currently employed 38% work from home, and 17% are self-employed. For those that commute to work, 30% live and work in Stouffville and 38% within York Region.

Whitchurch-Stouffville is becoming more urbanized, while retaining its rural roots – offering the best of both worlds. Owing to the area's natural beauty and recreational assets, the Town has strong existing tourist attractions including the York Region Forest, Bruce's Mill Conservation Area, and many spread across the Oak Ridges Moraine.

Bruce's Mill Conservation Area attracts thousands during the spring and summer for the Maple Syrup Festival and one of the few Tree Top Trekking locations in Southern Ontario.

Most of our town is located within the Greenbelt, which includes the Oak Ridges Moraine. We are known for our beautiful setting, however industry-based activities such as agriculture and aggregate extraction help drive our economy forward. Golf courses, equestrian centers and wineries attract thousands every year to take in Whitchurch-Stouffville.

Whitchurch-Stouffville truly has everything. Country life, city life and everything in between. Not only for our residents, but for our businesses and our visitors.

ABOUT THE TOWN'S Water & Wastewater

The Public Works Operations Division is responsible for maintaining the Town's water and wastewater systems, storm water management facilities and sewers, solid waste and recycling programs. The Water and Wastewater Division operates and maintains the Stouffville Water Distribution System, Wastewater Collection System and the Ballantrae/Musselman's Lake Water Distribution System. This includes distributing treated water purchased from York Region and conveying wastewater to Region facilities for treatment. Town-owned infrastructure includes water mains, valves, hydrants, bulk water filling water stations, and service connections. Wastewater

infrastructure includes wastewater sewers, maintenance holes and lateral connections.

The Town owns and operates two water distribution systems that receive water from the Region of York treatment plants. The distribution systems consist of roughly 190 kilometers of watermains, 12,600 service connections and meters, 1,850 valves, 1,390 hydrants, and 1 bulk water filling station. The wastewater collection system is comprised of 112 kilometers of sewers, 1,860 maintenance holes and 7,308 lateral connections.

The Regional Municipality of York provides a range of services to its 1.2 million residents and roughly 54,000 businesses, often in partnership with

the nine local municipalities that operate within the Region. As required by provincial legislation, the Region acts as a wholesale provider of water and wastewater services to its local municipalities. These responsibilities reside within the Environmental Services department, which is guided by specific goals and principles to ensure it meets its operating, capital, regulatory and financial requirements.

Mayor AND COUNCIL 2022 -2026



MAYOR
IAIN LOVATT



FROM LEFT:
WARD 1: COUNCILLOR HUGO KROON
WARD 2: COUNCILLOR MAURICE SMITH
WARD 3: COUNCILLOR KEITH ACTON



WARD 4: COUNCILLOR RICK UPTON
WARD 5: COUNCILLOR RICHARD BARTLEY
WARD 6: COUNCILLOR SUE SHERBAN

Services WE OFFER



TOWN'S DRINKING WATER

The Town of Stouffville provides safe drinking and potable water to majority of the residents through various underground infrastructure that is supplied by the Region. Water distribution, conservation efforts and consumption tracking are important services the Town provides on an annual basis.



REGIONAL WATER QUALITY, MONITORING & SUPPLY

York Region is responsible for sourcing the water and monitors the water quality amongst many other services related to protecting all York Region residents.



WASTEWATER TREATMENT

The Town of Stouffville provides for the necessary underground infrastructure to take wastewater away from properties and treat them appropriately for further use.

Full-time STAFF COMPLEMENT

Position	Count
Finance & Technology Services	6
Revenue & Taxation	4
Manager, Revenue & Taxation	1
Water Billing Coordinator	1
Water Meter Administrator	1
Revenue Clerk	1
Budgets & Financial Planning	2
Manager, Budgets and Financial Planning	1
Finance Specialist	1
Public Works	36
Administration	2
Director, Public Works	1
Admin Assistant to Director Public Works	1
Capital Projects	6
Manager, Capital Projects	1
Senior Project Manager	1
Project Manager	1
Asset Management/GIS Technician	1
Capital Projects Technologist	1
Financial Coordinator	1
Operations	28
Manager, Environmental Services	1
Supervisor, Roads	1
Supervisor, Water / Waste Water	1
Operations Technologist	3
Operations Coordinator	1
Leadhand Arborist	1
Arborist	1
Leadhand Water/ Wastewater	2
Certified Waterworks Operator	5
Leadhand Roads	1
Mechanic/Operator	2
Operator	7
Operator, Locates	2
Operations Clerk	1
Grand Total	42

REGIONAL Supply

As the wholesale provider of drinking water, York Region:

- Purchases water from the Region of Peel and the City of Toronto, which together supply more than 85% of York Region's total municipal drinking water
- Operates and maintains two surface-water treatment plants and 24 groundwater treatment facilities (including 40 production wells) to meet the balance of drinking water demand
- Provides and delivers drinking water through 22 pumping stations, 44 elevated water tanks and reservoirs and 360 kilometres of transmission mains
- Works with Peel and Toronto on joint initiatives to ensure adequate supply (for example, sharing the costs of capital projects and optimizing system performance)

In providing wastewater services, York Region relies heavily on the York Durham Sewage System, which

was commissioned by the provincial government in the late 1960s and assumed by York Region and Durham Region in 1997. The system consists of a wastewater collection network and the Duffin Creek Water Pollution Control Plant, which is located in Pickering and co-owned by the two regional municipalities.

In its role as wholesale wastewater provider, York Region:

- Collects wastewater from the local municipalities and conveys it to treatment plants through a system of 360 kilometres of sewer pipe, 21 pumping stations and two wastewater equalization tanks
- Supports the management and operation of the Duffin Creek plant, which treats about 85% of the Region's wastewater
- Manages an agreement with the Region of Peel for the treatment of roughly a further 10% of the Region's wastewater
- Operates and maintains seven wholly-owned water resource

recovery facilities located mainly in the northern part of the Region that treat the balance

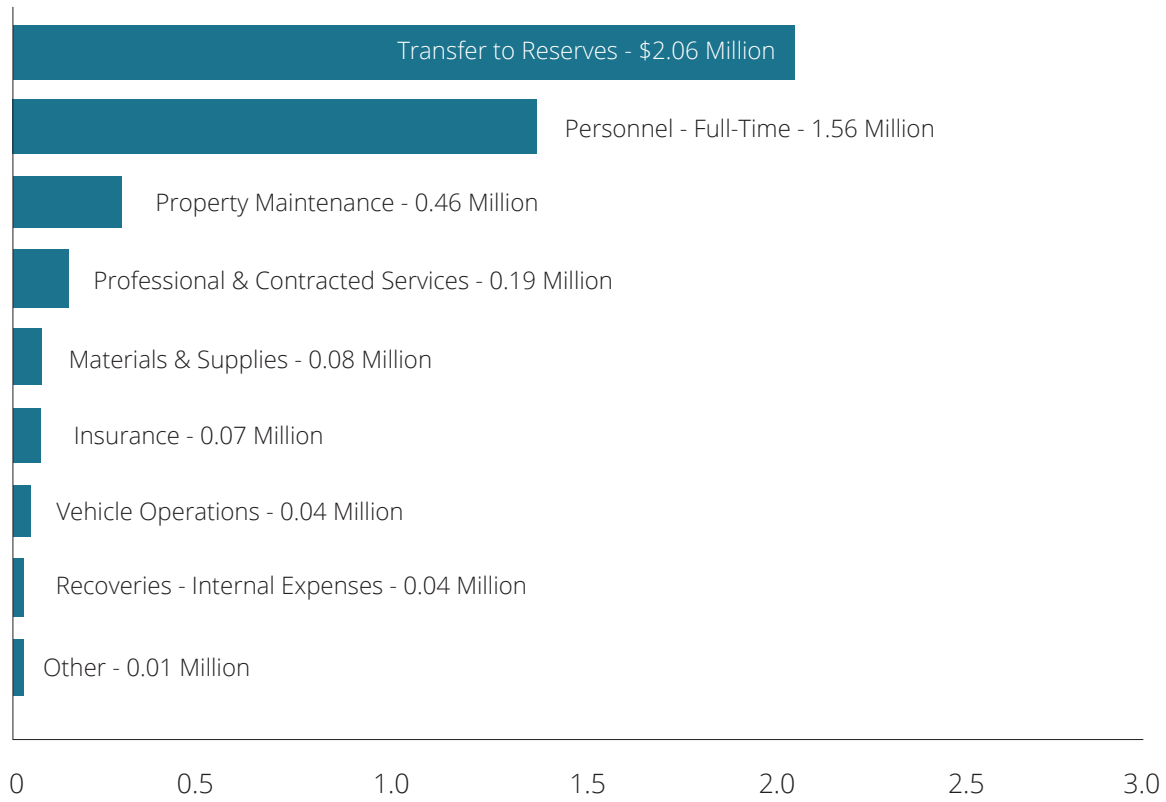
Annual water and wastewater wholesale rates be increased by 3.3% on April 1 each year from 2022 to 2027, resulting in the annual cost per cubic metre outlined below:

Water & Wastewater Rates	
Year Starting	Combined Wholesale Rate (\$/m ³)
April 1, 2023	3.28
April 1, 2024	3.39
April 1, 2025	3.50
April 1, 2026	3.62
April 1, 2027	3.74

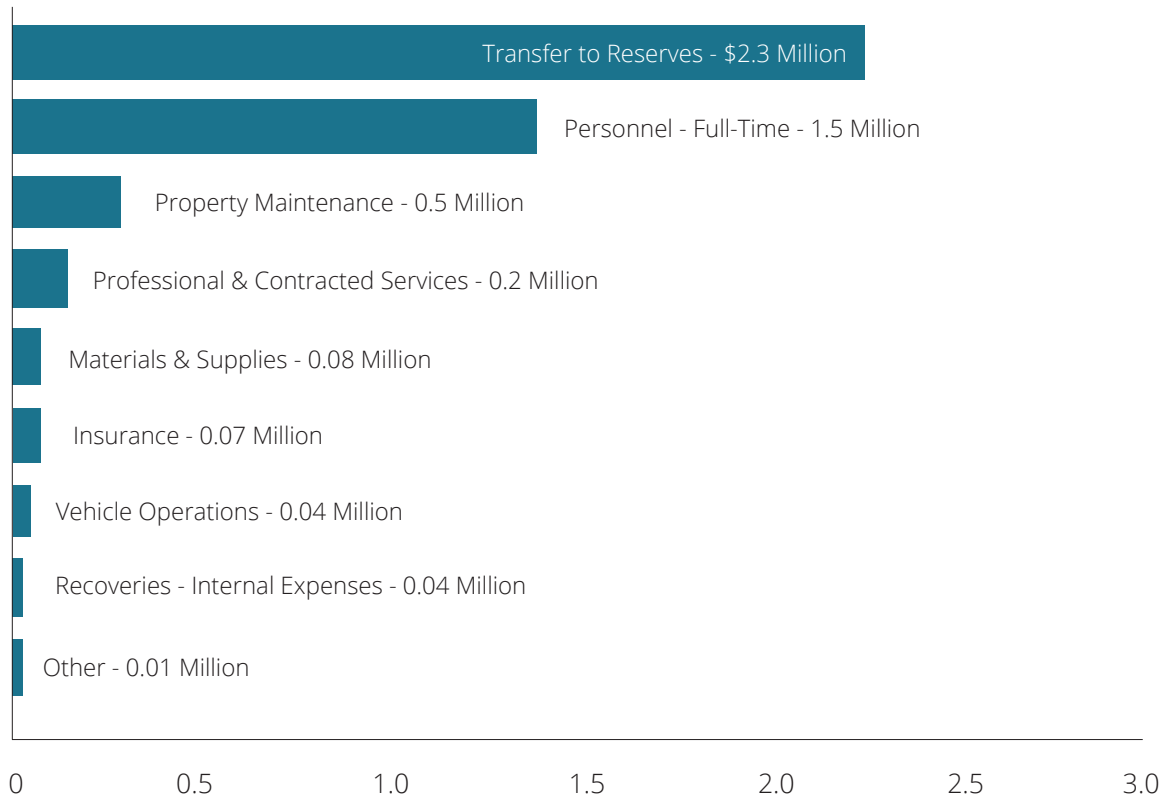
CONSOLIDATED FINANCIAL Schedule

	Dec. 31, 2022 Actuals (Audited)	2023 Actuals (Preliminary)	2022 Approved Budget	2023 Approved Budget	2024 Proposed Budget	Budget Change Over PY (\$)	Budget Change Over PY (%)
Expenses							
Personnel - Full-Time	1,615,974	1,835,880	1,620,370	1,849,160	2,026,740	177,580	9.60%
Utilities & Telecommunications	14,760	12,030	14,760	12,030	12,520	490	4.07%
Insurance	116,000	118,900	116,000	118,900	121,630	2,730	2.30%
Professional & Contracted Services	24,283	122,082	238,940	241,600	253,860	12,260	5.07%
Materials & Supplies	141,774	121,766	134,510	152,100	153,830	1,730	1.14%
Vehicle Operations	47,821	25,354	34,490	46,100	46,100	0	0
Property Maintenance	976,812	609,884	842,630	928,000	1,029,610	101,610	10.95%
Grants & Transfers	11,581,928	8,957,534	11,309,970	11,834,010	12,676,440	842,430	7.12%
Write Offs	2,718	3,854	0	0	0	0	0
Interest & Bank Charges	5,640	6,300	5,640	6,300	6,460	160	2.54%
Transfer to Reserves	4,660,750	3,344,670	4,537,890	4,459,520	3,803,050	(656,470)	(14.72%)
Recoveries - Internal Expenses	73,250	75,110	73,250	75,110	75,490	380	0.51%
Total Expenses	19,261,710	15,233,364	18,928,450	19,722,830	20,205,730	482,900	2.45%
Revenues							
User Fees	(18,701,362)	(14,665,740)	(18,769,370)	(19,563,350)	(20,046,010)	(482,660)	2.47%
Investment Income	0	0	(9,920)	0	0	0	0
Fines	(131,725)	(96,742)	(78,600)	(78,600)	(78,600)	0	0
Transfer from Reserves	(296,247)	0	0	0	0	0	0
Recoveries - Internal & External Revenue	(132,376)	(74,314)	(70,560)	(80,880)	(81,120)	(240)	0
Total Revenues	(19,261,710)	(14,836,796)	(18,928,450)	(19,722,830)	(20,205,730)	(482,900)	2.45%
Net Budget	\$ -	\$ 396,568	\$ -	\$ -	\$ -	\$ -	\$ -

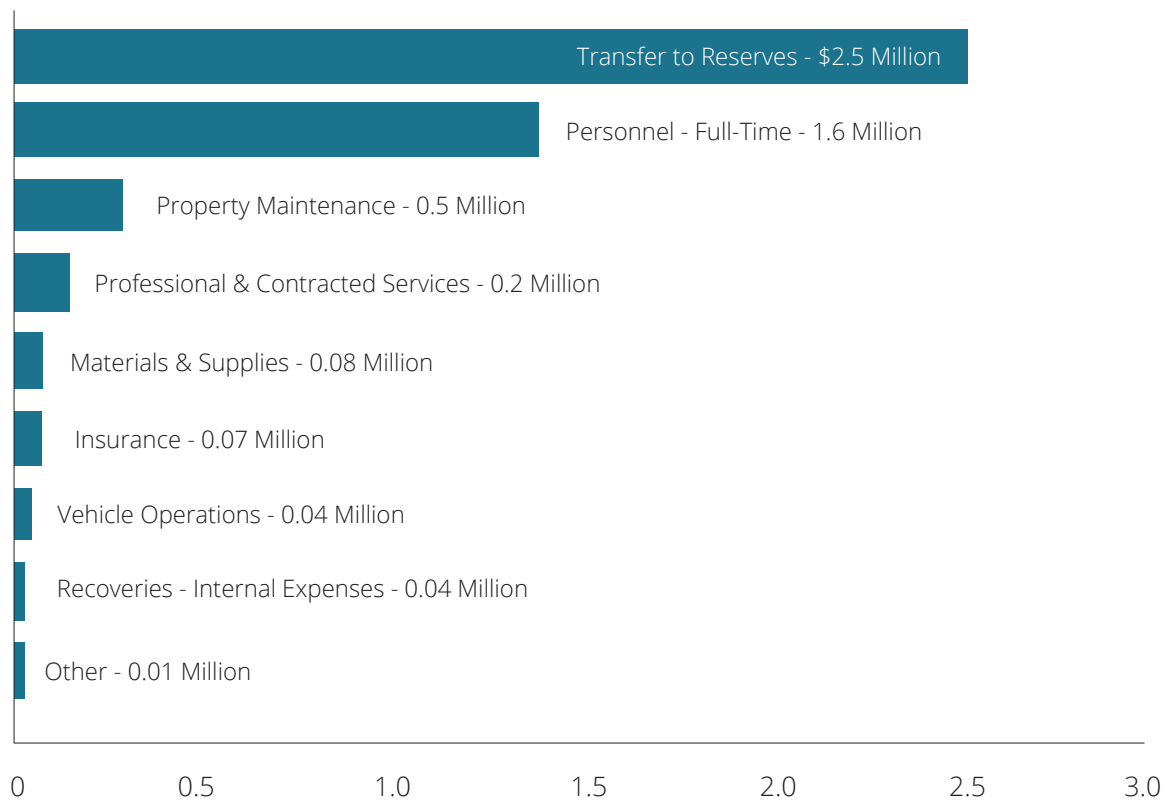
Drinking Water - Expenses by Expense Type 2024



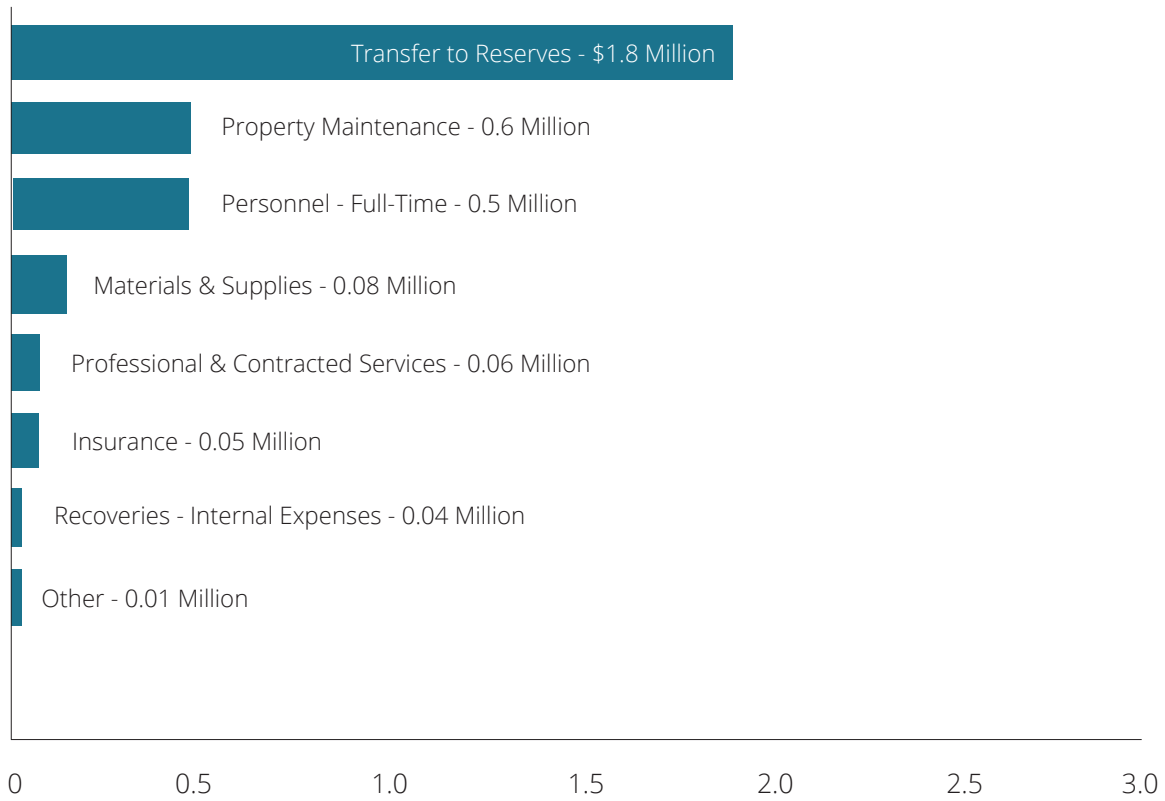
Drinking Water - Expenses by Expense Type 2025



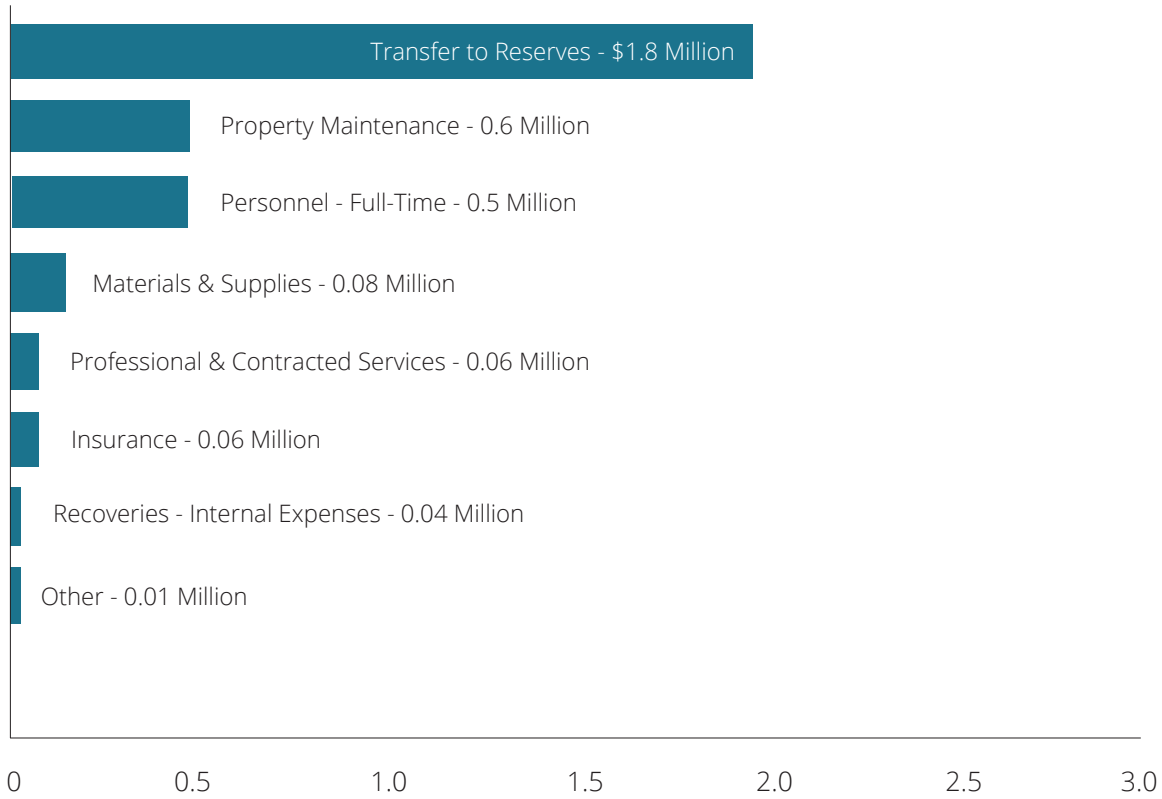
Drinking Water - Expenses by Expense Type 2026



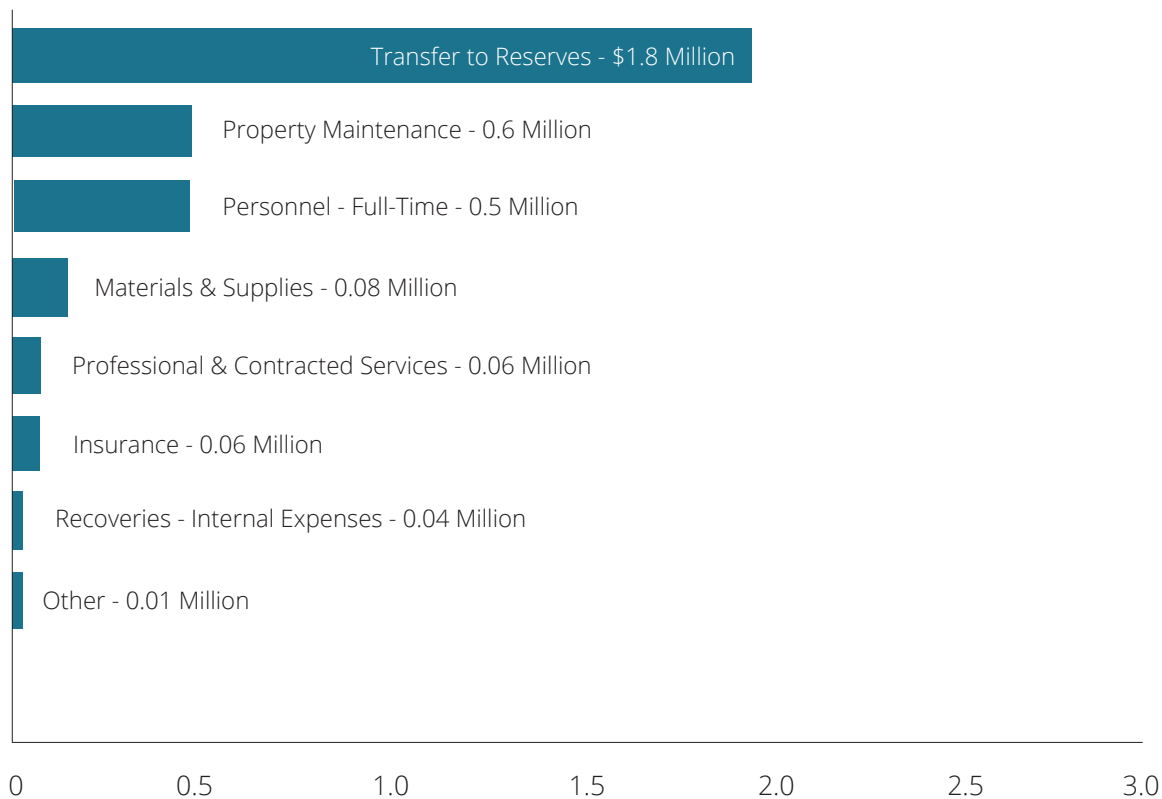
Wastewater Treatment - Expenses by Expense Type 2024



Wastewater Treatment - Expenses by Expense Type 2025



Wastewater Treatment - Expenses by Expense Type 2026



CONSOLIDATED FINANCIAL SCHEDULE BY

Service Theme

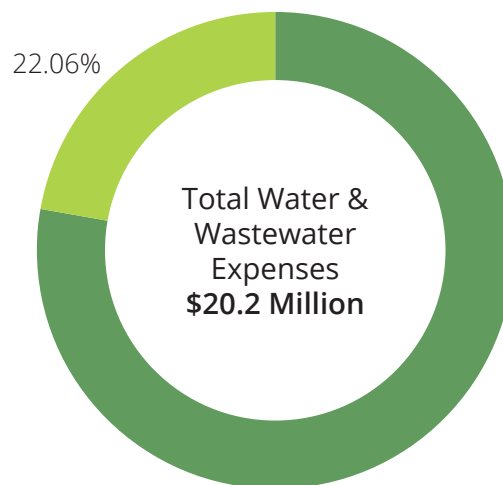
Service Theme	2023 Approved Budget	2024 Proposed Budget	2025 Projected Budget	2026 Projected Budget	2024 Daily User Impact*
Drinking Water	4,686,780	4,456,490	4,779,790	5,134,540	\$0.85
Regional Supply	11,834,010	12,676,440	13,145,120	13,642,480	\$2.41
Wastewater Treatment	3,202,040	3,072,800	3,097,860	3,120,070	\$0.58
User Fee Revenue	(19,722,830)	(20,205,730)	(21,022,770)	(21,897,090)	(\$3.83)
Total	\$ -	\$ -	\$ -	\$ -	\$ -

* assumes an annual consumption of 220 cubic metres

Drinking Water

The Town of Stouffville provides safe drinking and potable water to majority of the residents through various underground infrastructure that is supplied by the Region. Water distribution, conservation efforts and consumption tracking are important services the Town provides on an annual basis.

Percentage of 2024 Budget

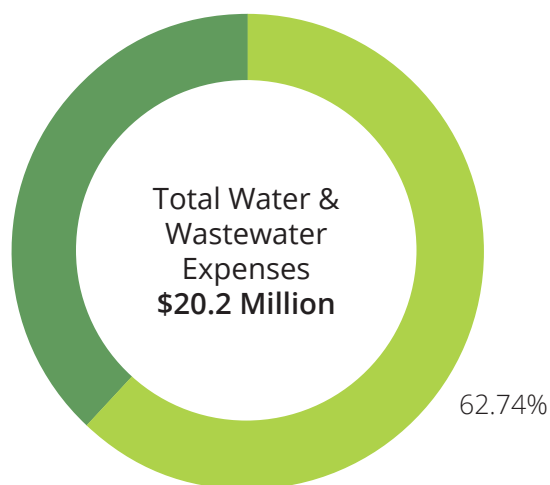


	Dec 31 2022 Actuals (Audited)	2023 Actuals (Preliminary)	2022 Approved Budget	2023 Approved Budget	2024 Proposed Budget	Budget Change Over PY (\$)	Budget Change Over PY (%)	2025 Projected Budget	2026 Projected Budget
Expenses									
Personnel - Full-Time	1,218,059	1,384,140	1,222,180	1,397,060	1,515,610	118,550	8.49%	1,549,330	1,580,540
Utilities & Telecommunications	9,760	8,000	9,760	8,000	8,400	400	5.00%	8,570	8,740
Insurance	64,100	65,700	64,100	65,700	67,210	1,510	2.30%	68,690	70,200
Professional & Contracted Services	20,010	63,382	186,630	186,960	192,570	5,610	3.00%	192,590	248,000
Materials & Supplies	70,211	58,573	67,960	76,370	77,090	720	0.94%	77,830	78,580
Vehicle Operations	40,003	21,514	29,420	40,770	40,770			41,410	42,070
Property Maintenance	515,613	346,563	359,930	412,050	455,300	43,250	10.50%	515,300	550,300
Write Offs	1,438	1,657							
Interest & Bank Charges	3,390	3,780	3,390	3,780	3,880	100	2.65%	3,960	4,040
Transfer to Reserves	2,200,030	1,843,830	2,077,170	2,458,440	2,057,820	(400,620)	(16.30%)	2,284,270	2,514,230
Recoveries - Internal Expenses	36,720	37,650	36,720	37,650	37,840	190	0.50%	37,840	37,840
Total Expenses	4,179,334	3,834,789	4,057,260	4,686,780	4,456,490	(230,290)	(4.91%)	4,779,790	5,134,540
Revenues									
User Fees	(4,011,216)	(3,721,615)	(3,956,160)	(4,591,460)	(4,361,170)	230,290	(5.02%)	(4,684,470)	(5,039,220)
Investment Income			(6,100)						
Fines	(58,134)	(42,815)	(40,000)	(40,000)	(40,000)			(40,000)	(40,000)
Recoveries - Internal & External Revenue	(109,984)	(70,359)	(55,000)	(55,320)	(55,320)			(55,320)	(55,320)
Total Revenues	(4,179,334)	(3,834,789)	(4,057,260)	(4,686,780)	(4,456,490)	230,290	(4.91%)	(4,779,790)	(5,134,540)
Net Budget	\$ -	\$ -	\$ -	\$ -	\$ -	\$ -	\$ -	\$ -	\$ -

Regional Supply

York Region is responsible for sourcing the water and monitors the water quality amongst many other services related to protecting all York Region residents.

Percentage of 2024 Budget

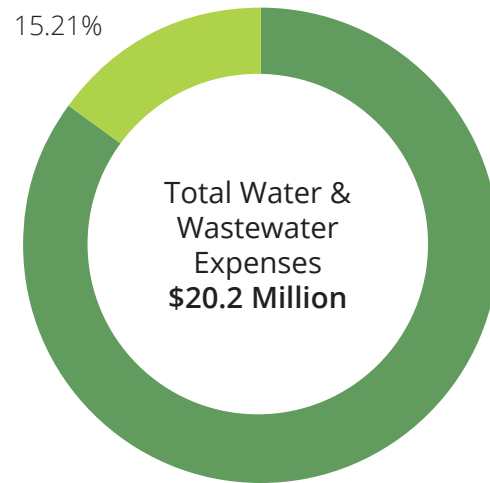


	Dec 31 2022 Actuals (Audited)	2023 Actuals (Preliminary)	2022 Approved Budget	2023 Approved Budget	2024 Proposed Budget	Budget Change Over PY (\$)	Budget Change Over PY (%)	2025 Projected Budget	2026 Projected Budget
Expenses									
Regional Water Levy	5,014,407	3,804,462	4,852,470	5,016,040	5,568,620	552,580	11.02%	5,752,380	5,957,330
Regional Wastewater Levy	6,567,521	5,153,072	6,457,500	6,817,970	7,107,820	289,850	4.25%	7,392,740	7,685,150
Total Expenses	11,581,928	8,957,534	11,309,970	11,834,010	12,676,440	842,430	7.12%	13,145,120	13,642,480
Revenues									
Town Water Levy	(5,014,407)	(3,497,778)	(4,852,470)	(5,016,040)	(5,568,620)	(552,580)	11.02%	(5,752,380)	(5,957,330)
Town Wastewater Levy	(6,567,521)	(5,063,188)	(6,457,500)	(6,817,970)	(7,107,820)	(289,850)	4.25%	(7,392,740)	(7,685,150)
Total Revenues	(11,581,928)	(8,560,966)	(11,309,970)	(11,834,010)	(12,676,440)	(842,430)	7.12%	(13,145,120)	(13,642,480)
Net Budget	\$ -	\$ -	\$ -	\$ -	\$ -	\$ -	\$ -	\$ -	\$ -

Wastewater Treatment

The Town of Stouffville provides for the necessary underground infrastructure to take wastewater away from properties and treat them appropriately for further use.

Percentage of 2024 Budget



	Dec 31 2022 Actuals (Audited)	2023 Actuals (Preliminary)	2022 Approved Budget	2023 Approved Budget	2024 Proposed Budget	Budget Change Over PY (\$)	Budget Change Over PY (%)	2025 Projected Budget	2026 Projected Budget
Expenses									
Personnel - Full-Time	397,915	451,740	398,190	452,100	511,130	59,030	13.06%	521,050	529,610
Utilities & Telecommunications	5,000	4,030	5,000	4,030	4,120	90	2.23%	4,210	4,300
Insurance	51,900	53,200	51,900	53,200	54,420	1,220	2.29%	55,620	56,840
Professional & Contracted Services	4,273	58,700	52,310	54,640	61,290	6,650	12.17%	60,980	60,980
Materials & Supplies	71,563	63,193	66,550	75,730	76,740	1,010	1.33%	77,770	78,820
Vehicle Operations	7,818	3,840	5,070	5,330	5,330			5,410	5,540
Property Maintenance	461,199	263,321	482,700	515,950	574,310	58,360	11.31%	574,310	574,310
Write Offs	1,280	2,197							
Interest & Bank Charges	2,250	2,520	2,250	2,520	2,580	60	2.38%	2,630	2,680
Transfer to Reserves	2,460,720	1,500,840	2,460,720	2,001,080	1,745,230	(255,850)	(12.79%)	1,758,230	1,769,340
Recoveries - Internal Expenses	36,530	37,460	36,530	37,460	37,650	190	0.51%	37,650	37,650
Total Expenses	3,500,448	2,441,041	3,561,220	3,202,040	3,072,800	(129,240)	(4.04%)	3,097,860	3,120,070
Revenues									
User Fees	(3,108,218)	(2,383,159)	(3,503,240)	(3,137,880)	(3,008,400)	129,480	(4.13%)	(3,033,460)	(3,055,670)
Investment Income			(3,820)						
Fines	(73,591)	(53,927)	(38,600)	(38,600)	(38,600)			(38,600)	(38,600)
Transfer from Reserves	(296,247)								
Recoveries - Internal & External Revenue	(22,392)	(3,955)	(15,560)	(25,560)	(25,800)	(240)	0.94%	(25,800)	(25,800)
Total Revenues	(3,500,448)	(2,441,041)	(3,561,220)	(3,202,040)	(3,072,800)	129,240	(4.04%)	(3,097,860)	(3,120,070)
Net Budget	\$ -	\$ -	\$ -	\$ -	\$ -	\$ -	\$ -	\$ -	\$ -



2024-2033

10-Year Water and Wastewater

Capital Plan

Project Number	Project Title	2024	2025	2026	2027	2028	2029	2030	2031	2032	2033	TOTAL
004	Boyer St. Reconstruction	-	144,500	680,000	-	-	-	-	-	-	-	824,500
023	Winona Dr. Main to Rupert Reconstruction	-	620,000	-	-	-	-	-	-	-	-	620,000
040	Sanitary Pumping Stn & Force-main-S. of Sam's Way to Rougeview SPS Force-main (WW03 & WW04)	-	250,000	2,240,000	-	-	-	-	-	-	-	2,490,000
103	Main St Reconstruction, Ninth Line to Stouffer St. W22	429,000	-	4,719,000	1,370,000	-	-	-	-	-	-	6,518,000
143	W08 300mm. Watermain along Bethesda between Hwy. 48 and Dickson Hill Creek	-	480,000	-	-	-	-	-	-	-	-	480,000
155	Glengall Lane Reconstruction	-	-	110,500	520,000	-	-	-	-	-	-	630,500
304	Frederick St, Church St, George St and Duchess St. Reconstruction	-	170,000	1,420,000	-	-	-	-	-	-	-	1,590,000
407	U/G Condition Assessment/Asset Management	20,000	20,000	20,000	20,000	20,000	20,000	20,000	20,000	20,000	20,000	200,000
586	Sewer System Improvements	100,000	100,000	100,000	100,000	100,000	100,000	100,000	100,000	100,000	100,000	1,000,000
587	Water System Improvements	150,000	150,000	150,000	150,000	150,000	150,000	150,000	150,000	150,000	150,000	1,500,000
692	Subtrunk #3 Ext. 300mm Sewer N. of Greenwood Rd to N. Side of Go Railway WW16	-	2,991,000	-	-	-	-	-	-	-	-	2,991,000
697	S10 Abandon Sewer S. Limit Beryl Ave to Ninth Line 20m S. of Wingarden Ct	-	102,900	-	-	-	-	-	-	-	-	102,900
701	Thickwood Blvd 300mm from E. Side of Stouffer St to W. Side of Stouffer	-	35,500	-	-	-	-	-	-	-	-	35,500
705	Blake St. Reconstruction	-	-	-	-	221,000	1,144,000	-	-	-	-	1,365,000
714	W05 New PRV Station along Highway 48	1,000,000	-	-	-	-	-	-	-	-	-	1,000,000
715	W04 New 300mm Watermain along Highway 48, Main St. to Hoover Park Dr.	3,138,000	-	-	-	-	-	-	-	-	-	3,138,000
733	O'Brien Ave. Reconstruction Main St. to Rose Ave. (W26)	679,200	-	-	-	-	-	-	-	-	-	679,200
736	Orchard Pk Reconstruction (W28)	-	-	-	-	-	182,750	860,000	-	-	-	1,042,750
739	W07 York Durham Line#2 - New 200mm Watermain between Bethesda SidRd & Main St to (W38)	-	-	-	686,000	-	-	-	-	-	-	686,000
742	W23 Second St. 200mm Ninth Line to Albert St	-	399,000	-	-	-	-	-	-	-	-	399,000
746	W39 & W40 Gormley Fire Protection - New 300mm on Stouffville Rd & Union St	100,000	160,000	956,000	-	-	-	-	-	-	-	1,216,000
750	Project Management & Administration	74,256	74,256	74,256	74,256	74,256	74,256	74,256	74,256	74,256	74,256	742,560
858	Commercial St, Library Ln & Mill St (Commercial to Main) Reconstruction & WM on Church St W24-25.31	3,600,000	-	-	-	-	-	-	-	-	-	3,600,000
956	Maystone Ave Reconstruction	-	-	255,000	1,200,000	-	-	-	-	-	-	1,455,000
958	South St Reconstruction	-	225,250	1,060,000	-	-	-	-	-	-	-	1,285,250
959	Market St Reconstruction	-	-	-	-	-	233,750	1,100,000	-	-	-	1,333,750
990	Water and Wastewater Servicing Master Plan Update	-	-	-	500,000	-	-	-	-	-	-	500,000
1006	Small Equipment (Water)	100,000	75,000	75,000	75,000	75,000	75,000	75,000	75,000	75,000	75,000	775,000
1007	Small Equipment (Wastewater)	20,000	10,000	10,000	10,000	10,000	10,000	10,000	10,000	10,000	10,000	110,000
1016	3/4 Ton Pick-Up Truck Replace (#16-152JW)	-	175,000	-	-	-	-	-	-	-	-	175,000
1050	Future Service Area Study - Water & Wastewater	-	500,000	-	250,000	-	-	250,000	-	-	-	1,000,000
1095	W38 York Durham Line#3 - New 200mm Watermain (W07 to Forsyth Farm Dr)	-	-	-	417,000	-	-	-	-	-	-	417,000

Project Number	Project Title	2024	2025	2026	2027	2028	2029	2030	2031	2032	2033	TOTAL
1097	W34B Future Rd #15 S. of Bethesda and E. of Ninth Line 300mm Watermain,	-	-	-	1,576,410	-	-	-	-	-	-	1,576,410
1098	W29 Millard St. - Pressure Reducing Valve	-	69,000	-	-	-	-	-	-	-	-	69,000
1120	Subtrunk #1 Ext, 450mm Sewer on Forsyth Farm Dr form RR#30 to Keeler Ave WW11	-	1,728,000	-	-	-	-	-	-	-	-	1,728,000
1121	Subtrunk #1 Ext, 450mm Sewer on Keeler Ave from Forsyth Farm Dr to Connection Subtrunk #15 WW12	-	65,280	-	-	-	-	-	-	-	-	65,280
1126	Roughview SPS Decommission WW24	-	-	450,000	-	-	-	-	-	-	-	450,000
1127	Flow Monitoring WW31	174,000	174,000	-	-	-	-	-	-	-	-	348,000
1167	3/4 Ton Cargo Van Replace (#18-162)WW	-	-	113,000	-	-	-	-	-	-	-	113,000
1172	3/4 Ton Cargo Van Replace (#18-168,W)	-	-	113,000	-	-	-	-	-	-	-	113,000
1173	Hwy 48 Watermain Replacement (13501 Hwy 48 to Vandorf Rd)	-	-	250,000	2,500,000	2,500,000	-	-	-	-	-	5,250,000
1331	Water and Wastewater Servicing Master Plan	-	-	-	-	500,000	-	-	-	-	-	500,000
1335	1/2 Ton Pick-Up Truck Replace (#21-181)W	-	-	-	-	-	81,000	-	-	-	-	81,000
1336	3/4 Ton Cargo Van Replace (#21-180,W)	-	-	-	-	-	113,000	-	-	-	-	113,000
1367	Subtrunk #1 Ext, Amendment to EA, Design & Agency Approvals WW08, WW09, WW10	500,000	-	-	-	-	-	-	-	-	-	500,000
1368	W36 - HWY 48 #2, New 300 mm diameter watermain along Hwy 48 from Norman Jones Place to Bethesda Rd	-	-	1,062,000	-	-	-	-	-	-	-	1,062,000
1369	W01 Bethesda SidRd #1 Watermain between Dickson Hill Creek to Mid-Concession	-	2,277,000	-	-	-	-	-	-	-	-	2,277,000
1370	W02 Watermain along Bethesda Road between Highway 48 and Ninth Line	-	435,000	-	-	-	-	-	-	-	-	435,000
1371	W03 Watermain along Bethesda Road between Highway 48 and Ninth Line	-	1,437,000	-	-	-	-	-	-	-	-	1,437,000
1372	Subtrunk 18 - 300mm Sewer on Bethesda, west of creek, WW18	-	686,000	-	-	-	-	-	-	-	-	686,000
1384	3/4 Ton Cargo Van Replace (#23-189)W	-	-	-	-	-	-	-	-	113,000	-	113,000
1385	2 Ton Dump Truck, W	-	147,000	-	-	-	-	-	-	-	-	147,000
1422	Water and Wastewater Servicing Master Plan	-	-	-	-	-	-	-	-	575,000	-	575,000
1469	Project - Final Close Out	12,000	12,000	12,000	12,000	12,000	12,000	12,000	12,000	12,000	12,000	120,000
250-002	WW35 - MZO1 Landis Sewer	875,000	-	-	-	-	-	-	-	-	-	875,000
550-001	Bulk Water Station Replacement	100,000	-	-	-	-	-	-	-	-	-	100,000
	TOTAL	11,071,456	13,712,686	13,869,756	9,460,666	3,662,256	2,195,756	2,651,256	441,256	1,129,256	441,256	58,635,600